

CABINETS



INNOVATIVE
AND UNIQUE
DISPLAY CABINETS

SSG001 TALL

SSG001 LOW

WGO01

WGO02

WGO03

SSG003 500

SSG002 1000

CABI

NETS



Design, innovation, attention to detail and high quality manufacture are the core values of the Shopkit Group.

In this brochure Shopkit presents its standard range of cabinets. Cabinets that add value and enhance the presentation of any product or valuable artifact that they may contain. This range of cabinets will satisfy most requirements as it offers a comprehensive range of sizes, colours and materials, but should slight variations or complete bespoke designs be required, Shopkit offer a design and manufacturing service to meet this need.



CABINETS

- 01** Contents
- 02** SSG001 (Tall)
- 04** SSG001 (Low)
- 06** SSG002 (500)
- 08** SSG002 (1000)
- 10** SSG003 (500i)
- 12** SSG003 (1000i)
- 14** CMC001
- 16** CMC002
- 18** WG001
- 20** WG002
- 22** WG003
- 24** Bespoke
- 36** Components

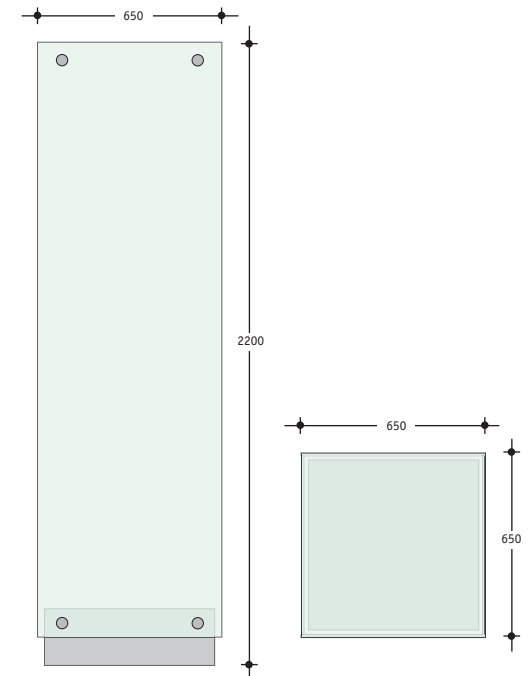
Stainless steel and glass illuminated cabinet

SSG001 (Tall)


A unique and finely detailed display cabinet standing 2200mm high by 650mm square in plan. Using 10mm toughened glass as the support structure, a stainless steel cross frame with integral patch fittings and hinge is used to secure the glass at the top. At the base a folded stainless steel plinth in a brushed finish locates over a base frame with integral patch fittings, hinge, adjustable feet and fixing point for the lighting transformer. The base assembly secures the glass at the bottom with dual purpose lighting/support cables tensioned between the top and bottom frames. This provides an efficient method of both supporting shelves and lighting. The power supply is connected through the base unit to the tensioned cables by power feed cables and connectors.

Shelves are attached to the cables using polished stainless steel shelf grips. Lighting units are slotted at each end and are secured to the cables by hand tightening a knurled screw on to the cables.

The cabinet is locked at the base using the option of a removable threaded stainless steel disc at the top or a dummy disc fixed to the door.



Special sizes are available on this cabinet.



SSG001A x 1



SSG001B x 1



SSG001C x 1



Transformer with Power Feeds x 1



SSG001G x 4



TZ1 530 x 4



SSGC2 x 1



3.17 x 16

Stainless steel and glass illuminated cabinet

SSG001 (Low)

This cabinet, 1000mm high by 650mm square in plan, is constructed in the same manner as the tall cabinet with the exception of the top fixings. In order to allow a clear and unobstructed view of the interior the top cross frame has been replaced by individual corner patch fittings and hinge unit.

The cabinet is locked at the base using the option of a removable threaded stainless steel disc at the top or a dummy disc fixed to the door.

Special sizes

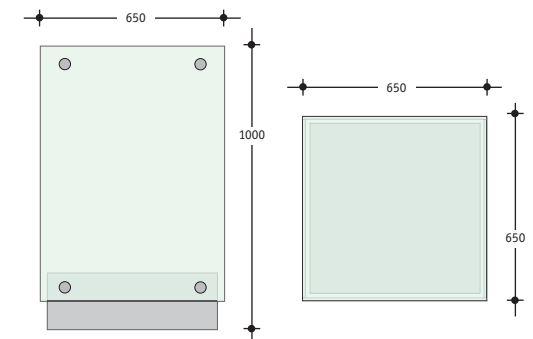
Both SSG 001 Tall and SSG 001 Low can be manufactured to meet individual requirements.

Components

All components are available individually with the glass being sourced separately. The structural glass is 10mm toughened. The door is 8mm toughened and the shelves 8mm toughened.

Installation

Shopkit can deliver and install these cabinets. Quotations will be supplied on request.



Special sizes are available on this cabinet.



SSG001D x 3



SSG001E x 1



SSG001B x 1



SSG001C x 1



Transformer with Power Feeds x 1



SSG001F x 4



TZ1 530 x 2



SSGC2 x 1



3.17 x 8

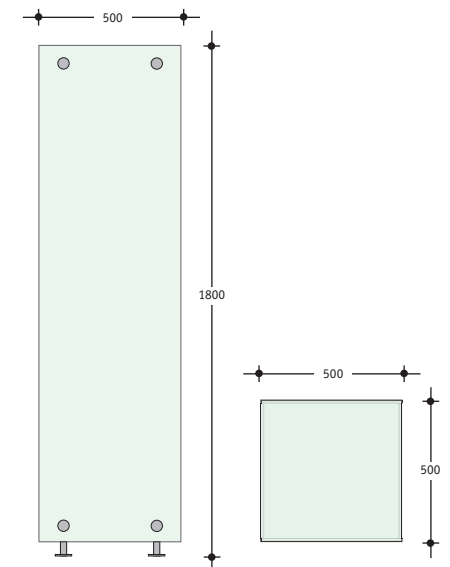


Mirror polished stainless steel or satin anodised aluminium and glass illuminated cabinet

SSG002 (500)

Refined detailing and minimalist construction define this elegant display cabinet. The satin anodised or mirror polished stainless steel top corner fittings use a three-way connector to secure side and top panels, while the hinged side uses a two-way connector securing the top to the side. The base connectors use three and two-way connectors as at the top, but also have an isolated leg assembly with adjustable feet and a connection point for supplying power to the integral lights. The base of the cabinet is 10mm toughened glass silk screened white to the underside so shielding the view of the transformer and supporting stainless steel sling secured underneath. This attention to detail results in a simple design where the product on display has no distracting elements.

The lighting arms and shelf supports can be positioned as required on the chromed brass tensioned rods.

Standard units have one lock at the base with the option of a removable aluminium disc at the top or a dummy disc fixed to the door.



Special sizes are available on this cabinet.



-  SSG002A x 1
-  SSG002B x 3
-  SSG002C x 1
-  SSG002D x 2
-  SSG002E x 1
-  SSG002G x 2
-  SSG002K x 2
-  TZ1 400R x 4
-  SSGC2 x 1
-  SSG002J x 4
-  ER4C/SAA x 12
(ER4C/CB)
-  Transformer with Power Feeds x 1
-  SSG002H x 1

Mirror polished stainless steel or satin anodised aluminium and glass illuminated cabinet

SSG002 (1000)

All details to this cabinet are essentially the same as SSG 002, but being 1000mm wide there are two doors with hinges and locks and additional lighting with lights being supplied to the right and left hand sides.

Special sizes

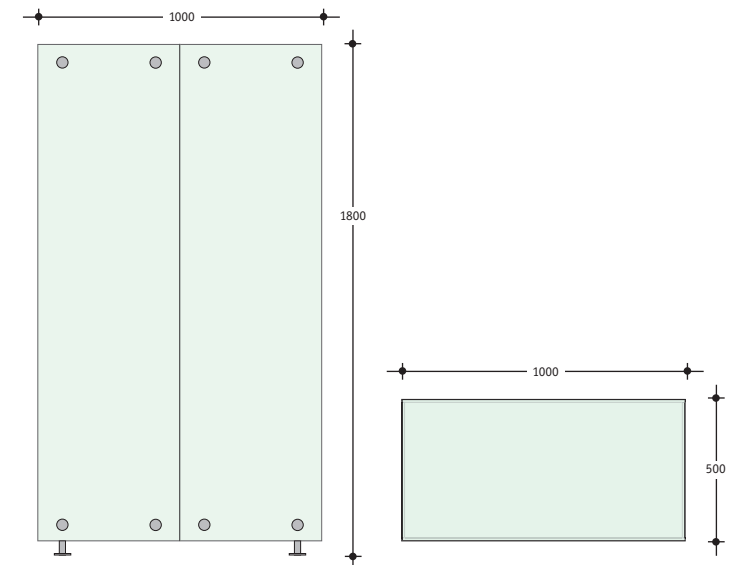
Both SSG002 500 and SSG002 1000 can be manufactured to meet individual requirements.

Components

All components are available individually with the glass being sourced separately. The structural glass is 6mm toughened, the door is 6mm toughened and the base 10mm toughened with the underside silk screened white.

Installation

Shopkit can deliver and install these cabinets. Quotations will be supplied on request.



Special sizes are available on this cabinet.



-  **SSG002A** x 4
-  **SSG002B** x 2
-  **SSG002C** x 2
-  **SSG002D** x 2
-  **SSG002G** x 4
-  **SSG002K** x 2
-  **SSG002F** x 1
-  **SSG002L** x 1
-  **TZ1 400R** x 8
-  **SSGC2** x 2
-  **SSG002J** x 4
-  **ER4C/SAA** x 12
(ER4C/CB)
-  **Transformer with Power Feeds** x 1
-  **SSG002H** x 1

Satin polished stainless steel and glass illuminated cabinet

SSG003 (500i)

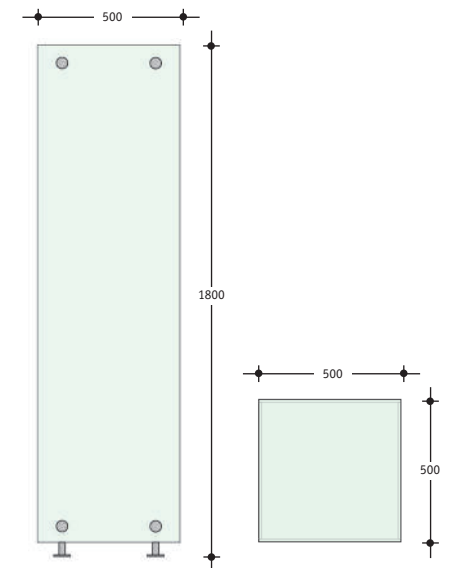
These beautiful contemporary glass display cabinets have been designed with great attention to every detail and feature satin polished stainless steel 'cross frames' in mirror polished stainless steel to provide structure and support.

The cabinet's other elements are all manufactured in satin polished stainless steel and bright chrome finish.


The sides, doors, tops, bases and shelves are supplied in 8mm thick toughened glass, with the bases supplied silkscreened white to the underside. The cabinet's white base shields the view of the transformer which is supported in a stainless steel sling secured underneath.

Standard units have one lock at the base of each door and a magnetic disc fixing at the top, fixed through the glass door panel.

The lighting arms and shelf supports can be positioned as required on the chromed brass tensioned rods.



Special sizes are available on this cabinet.



SSG003A x 1



SSG003B x 1



TZ1 400R x 4



SSGC2 x 1



SSG003J x 4



ER4C/SAA x 12
(ER4C/CB)



Transformer
with Power
Feeds x 1

Satin polished stainless steel and glass illuminated cabinet

SSG003 (1000i)

All details to this cabinet are essentially the same as SSG003 (500i), but being 1000mm wide there are two doors with hinges and locks and additional lighting with lights being supplied to the right and left hand sides.

Special sizes

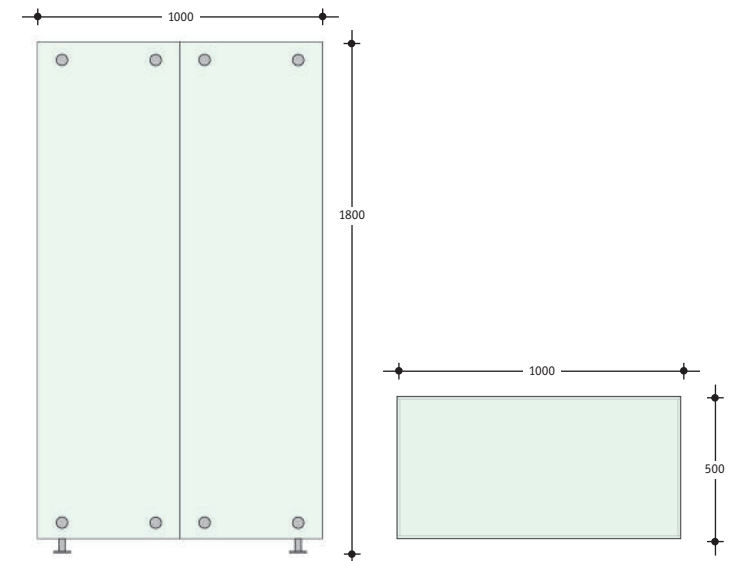
Both SSG003 (500i) and SSG003 (1000i) can be manufactured to meet individual requirements.

Components


All components are available individually with the glass being sourced separately. The structural glass is 8mm toughened, the door is 8mm toughened and the base 8mm toughened with the underside silk screened white.

Installation

Shopkit can deliver and install these cabinets. Quotations will be supplied on request.



Special sizes are available on this cabinet.



SSG003C x 1



SSG003D x 1



TZ1 400R x 8



SSG2 x 2



SSG003J x 4



ER4C/SA x 12 (ER4C/CB)



Transformer with Power Feeds x 1

Cable suspended stainless steel or satin anodised aluminium and glass illuminated cabinets

As a leading designer of systems for display merchandising Shopkit offer this well proven and unique system of satin anodised aluminium components enabling glass cabinets to be supported on tensioned cables. The cabinets have adjustable shelves secured to the cables or rods using satin anodised shelf grips. Cabinets can be supported from cables fixed in any combination from the wall, floor or ceiling. Shopkit also supplies standard or special steel frames to support the tensioned cables.

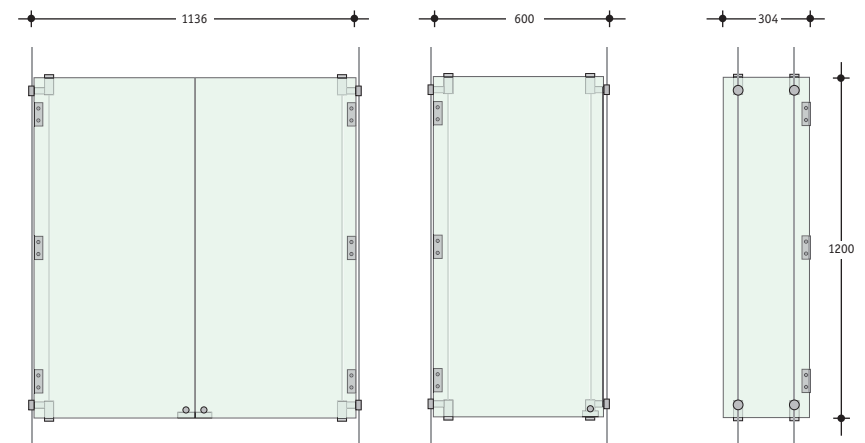
CMC001 (between cables)

Available in two sizes as standard - 1200mm high x 304 deep x 600 wide and 1200m high x 304 deep x 1136 wide.


The cabinets are constructed from 8mm toughened glass using satin anodised aluminium components. The cabinet is assembled free of the cables and once completed, secured in the required position using allen screws which trap the cable into the slotted



bosses on the sides of the cabinet. Doors are hung on chromed brass hinges and lock onto a central locking plate with a lock to each door. Shelves are supported on chromed brass rods which can be powered by power feeds from a remote transformer which can be concealed in a ceiling or wall. Shopkit will advise on the most suitable option. Both cabinets are lockable.



Special sizes are available on these cabinets.



-  **CMC001A** x 4
-  **CMC001B** x 4
-  **CMC001C** x 2
-  **CMC001D** x 1
-  **SC3D** x 1
-  **SC4** x 6
-  **TZ1 200R** x 4
-  **ER4C/SAA** x 12
(**ER4C/CB**)
-  **Transformer**
with power feeds x 1

Cable suspended stainless steel or satin anodised aluminium and glass cabinets

CMC002 (around cables)

Available in two sizes as standard;
1200mm high x 304 deep x 1279 wide and
1200mm high x 304 deep x 600 wide.

The cabinets are constructed from 8mm toughened glass using satin anodised aluminium components. The cabinet is assembled around the tensioned cables. Both cabinets come with three shelves. Lighting is not available in this unit as standard, but Shopkit can advise on bespoke lighting solutions. Both cabinets are lockable.

Special sizes

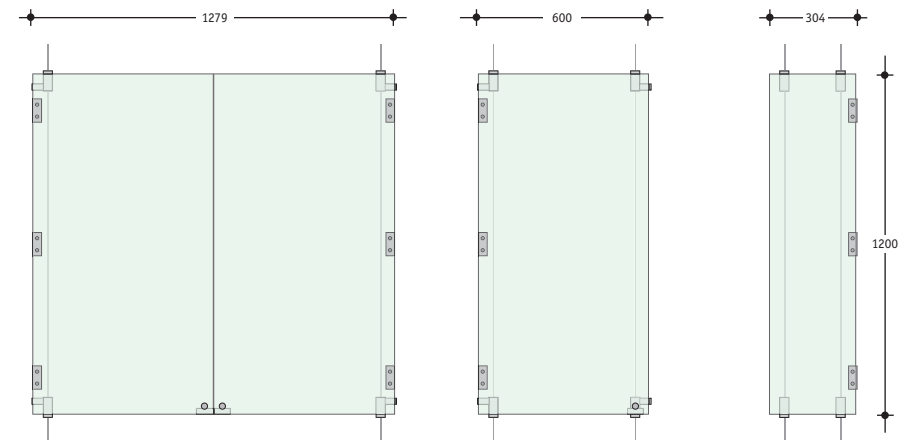
CMC 001 and CMC 002 can be manufactured to individual requirements.

Components

All fittings can be supplied individually.
Glass is 8mm toughened.

Installation

Shopkit can deliver and install these cabinets.
Quotations will be supplied on request.



Special sizes are available on these cabinets.



CMC002A x 4



CMC002B x 4



SC3S x 1



SC4 x 3



3.17 x 12

Wood and glass cabinets with polished stainless steel fittings

Shopkit offers three standard styles of cabinet (WG 001, WG 002, WG 003) using polished stainless steel components to secure the glass to the timber cabinets.

WG001

Supplied as standard 2100mm high x 550 x 550.

Timber soffit box 150mm high,

base plinth 200mm high.

Complete with 3 glass shelves,

4 lights and transformer.

Special sizes

Cabinet bases and tops are available in a choice of colours, plastic laminates, as well as timber veneers.

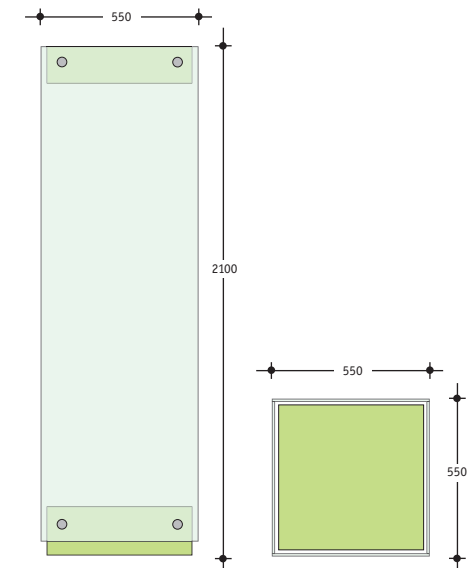


Components

All fittings can be supplied individually. Glass is 8mm toughened.



Installation









Shopkit can deliver and install these cabinets.

Quotations will be supplied on request.



Special sizes are available on this cabinet.



-  **C1 x 13**
-  **C2 x 1**
-  **WG001C x 4**
-  **C3 x 2**
-  **TZ1 400R x 4**
-  **ER4C/SAA x 12
(ER4C/CB)**
-  **Transformer
with power
feeds x 1**
-  **WG001A**
-  **WG001B**

Wood and glass cabinets with polished stainless steel fittings

WG002

Supplied as standard 2100mm high x 550 x 550.

Timber soffit box 150mm high,

base plinth 800mm high.

Complete with 2 x glass shelves, 3 x lights and transformer.

Special sizes

Cabinet bases and tops are available in a choice of colours, plastic laminates, as well as timber veneers.

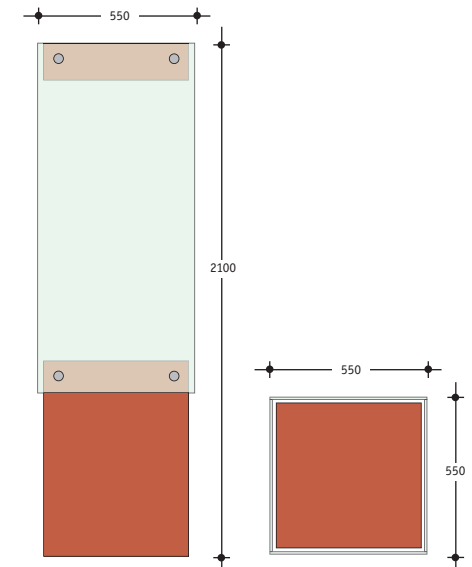
Components

All fittings can be supplied individually. Glass is 8mm toughened.


Installation

Shopkit can deliver and install these cabinets.

Quotations will be supplied on request.



Special sizes are available on this cabinet.



C1 x 13



C2 x 1



WG002C x 4



C3 x 2




TZ1 400R x 3




ER4C/SA x 8
(ER4C/CB)



Transformer
with power
feeds x 1



WG001A



WG002B

Wood and glass cabinets with polished stainless steel fittings

WG003

Supplied as standard 1000mm high x 600 x 1200.

Height inside glass top 300mm.

Sliding doors set in polished aluminium track, with the top track bonded to the glass top and a centrally positioned lock.

The base unit is supplied with locking doors and a cupboard with 1 shelf.

Special sizes

Cabinet base units are available in a choice of colours, plastic laminates, as well as timber veneers.

Components

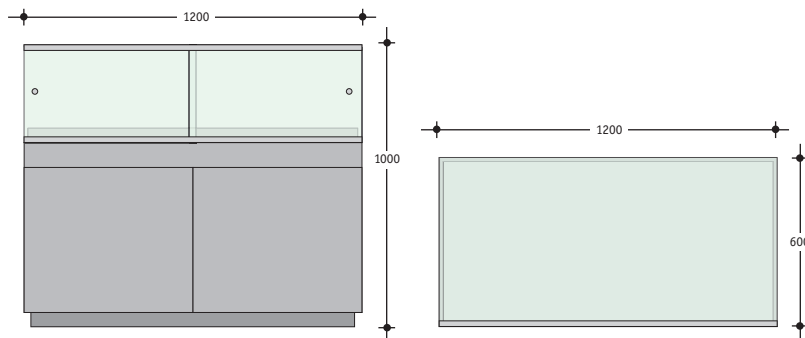
All fittings can be supplied individually. Glass is 8mm toughened.

Installation










Shopkit can deliver and install these cabinets.

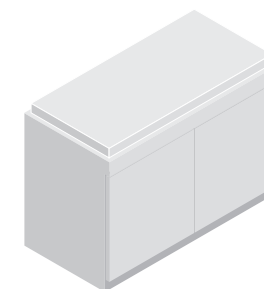
Quotations will be supplied on request.





Special sizes are available on this cabinet.

-  C1 x 6
-  C8 x 1
-  WMG2 x 2
-  WMG3 x 2
-  C6TT x 1
-  C6BT x 1
-  C7 x 2
-  TZI8 305 x 2
-  Transformer with power feeds x 1



WG003A

Bespoke Display Cabinets And Counters

We can design, manufacture and install many different styles of bespoke glass display cabinets, counters and cabinetry. We can work to different scales, use different materials and include integrated low-voltage lighting when required, to suit all types of applications, and by working to meet individual Clients' requirements, create the best solution for each environment.

Wall Fixed Cabinets


Here are a few bespoke wall fixed display cabinets that we have manufactured showing the diversity of our design and capabilities.

These cabinets incorporate metal support frames, different types of glass, back panels and types of lighting.

Please contact us if you would like further information on any of the cabinets shown here, or to discuss your own current or future projects.



▲ Glass cabinets with mirror polished stainless steel frame and hinged lockable door. Also includes a white glass back panel, 8 x 20 watt low-voltage spotlights and 3 x glass shelves suspended from bright chromed brass rods. **O/A** H900 x W600 x D300mm.



▲ UV bonded glass cabinet with 2 x sliding lockable doors, includes 6 x 3mm stainless steel tensioned display cables. **O/A** H1200 x W1200 x D300mm.



▲ Glass cabinet with mirror polished stainless steel frame and 2 x hinged lockable doors. Also includes 5 x 20 watt low-voltage spotlights and 4 x glass shelves suspended from bright chromed brass rods.

O/A H2100 x W600 x D350mm.



◀ Glass cabinet with satin polished stainless steel frame and 2 x hinged lockable doors. Also includes an American oak back panel, 8 x 20 watt low-voltage spotlights and 4 x angled glass shelves suspended from bright chromed brass rods.

O/A H1200 x W1200 x D300mm.



◀ ▲ UV bonded glass cabinet with pin board backing panel and hinged lockable door. Also includes 2 x LED illumination strips and 3 x glass shelves.

O/A H1200 x W700 x D200mm.



▲ UV bonded glass cabinet with pin board backing panel and 2 x sliding lockable doors. **O/A** H1200 x W700 x D200mm.

Bespoke Display Cabinets And Counters

Pedestal Cabinets

Here are some examples of our bespoke pedestal display cabinets, where the glass display area is supported on a metal base frame with four legs.

The glass sections can be secured with corner patch fittings to the sides of the base frames or set into rebates within the base plinths and they can include integral lighting.

The base frames can be produced in mirror or satin polished stainless steel, or in mild steel and powder coated to any desired colour and to provide additional rigidity to the base frame they can include tensioned stainless steel cables.

The dimensions of the cabinets, including the heights of the legs as well as the materials and finishes used can all be determined by Clients.

Please contact us if you would like further information on any of the cabinets shown here, or to discuss your own current or future projects.



Pedestal cabinets with silver powder coated steel base frames supporting glass display cases, secured with corner patch fittings - in various sizes.

◀ The two cabinets pictured to the left have display areas of **O/A** H550 x W1200 x D500mm.

▲ And the cabinets pictured above, working left to right, have display areas of:

O/A H400 x W400 x D400mm,
O/A H1200 x W400 x D400mm,
O/A H550 x W1200 x D400mm,
O/A H1100 x W400 x D500mm.



◀ Pedestal cabinet with satin polished stainless steel base frame supporting the glass display area, which is secured with corner fixings and set into a grooved base plinth. Also includes 2 x 20 watt low-voltage spotlights suspended from bright chromed brass rods. Cabinet's display area **O/A** H800 x W700 x D600mm.



▲ Pedestal cabinet with satin polished stainless steel base frame supporting the glass display area, which is secured with corner fixings and set into a grooved base plinth. Cabinet's display area **O/A** H650 x W1200 x D400mm.



▲ Pedestal cabinet with silver powder coated steel base frame supporting glass display area secured with corner patch fittings. Also includes 8 x 3mm tensioned stainless steel cables, to provide additional rigidity to the base frame. Cabinet's display area **O/A** H600 x W1400 x D450mm.

Bespoke Display Cabinets And Counters

Free Standing Cabinets

Freestanding cabinets are the most diverse type of display cabinets that we produce, as the height, width, depth, material and overall shape can be specified by the Client, they are nearly always custom built.

They often feature curves, interesting angles, incorporate lockable storage areas and more complex shelving and lighting arrangements.

Here are a some of our free standing display cabinets showing a wide variety of shapes, sizes and styles.

Please contact us if you would like further information on any of the cabinets shown here, or to discuss your own current or future projects.



▲ 'L' shaped cabinet to display a model car collection. Featuring a white laminated base with 2 x hinged lockable doors. Also featuring 16 x separate adjustable glass shelves and 16 x 20 watt LED adjustable low-voltage spotlights suspended from bright chromed brass rods.
O/A H2200 x W1100 x D250mm.



◀ ▶ Large display case consisting of a 10mm glass surround held with mirror polished stainless steel patch fittings to a white laminated plinth. Also featuring 4 x 20 watt low-voltage adjustable spotlights suspended from bright chromed brass rods.
O/A H1850 x W1950 x D850mm.



◀ Curved 'D' shaped cabinet with mirror polished stainless steel top frame and curved plinth containing a storage area with 2 x Fractal Aluminium covered lockable doors. Also featuring white opaque glass back panel, 2 x hinged curved glass lockable doors, 6 x 20 watt low-voltage adjustable spotlights and 3 x curved adjustable glass shelves suspended from 3mm tensioned stainless steel cables.

O/A H1500 x W1300 x D400/600mm.



▲ ▶ Trophy cabinet with light oak soffit, mid-way shelf and pedestal, with 2 x hinged lockable doors, glass panel surround featuring an opaque white glass back panel. This cabinet also features a total of 4 x adjustable glass display shelves, 2 x flat shelves and 2 x angled shelves with front lip, as well as 8 x 20 watt LED low-voltage adjustable spotlights suspended from bright chromed brass rods.

O/A H1000 x W1300 x D300mm.



▲ Twin tall glass display cabinets both featuring a bright yellow base plinth containing a storage area with shelves and 2 x hinged lockable doors. Also featuring 2 x hinged lockable glass doors, 4 x 20 watt low-voltage LED adjustable spotlights and 3 x adjustable glass shelves suspended from bright chromed brass rods.

Each cabinet **O/A** H1600 x W1000 x D350mm.

Bespoke Display Cabinets And Counters

Free Standing Cabinets

Our freestanding display cabinets and counters are not only contemporary and sleek in style but they can also be designed with very specific requirements in mind, such as shown here, incorporating their own overhead lighting gantry and with an ability to be easily assembled and dis-assembled on site for temporary exhibitions etc.

We have also produced glass room dividers featuring solid soffits and bases and containing a combination of shelving and graphic displays.

Here are a few more of our free standing display cabinets showing the diversity of our design and manufacturing capabilities.

Please contact us if you would like further information on any of the cabinets shown here, or to discuss your own current or future projects.



▲ Large display case featuring 10mm glass secured with mirror polished stainless steel patch fittings to a light oak plinth containing a storage area with shelves and 3 x hinged lockable doors. **O/A** H1600 x W1200 x D500mm.



▲ Four illuminated glass jewellery counters produced in a durable dark charcoal laminate with mirror polished stainless steel kick-plate and trims. Each counter has a lockable pull out display area with lockable storage areas below and they are all connected together by the overhead gantry supporting signage and 12 x 50 watt low-voltage adjustable spotlights.
Jewellery counters each **O/A** H100 x W800 x D500mm.
Gantry **O/A** H2200 x W4200 x D300mm.



▲ Display case featuring 10mm glass secured to a light oak plinth using mirror polished stainless steel patch fittings. This cabinet also features 2 x 20 watt low-voltage adjustable spotlights suspended from bright chromed brass rods. **O/A** H1200 x W1300 x D600mm.

▶ Tall display case with mirror polished stainless steel top frame and beech laminated plinth and back panel. Also features 1 x hinged glass lockable door, 6 x A4 poster holders and 2 x adjustable glass shelves suspended from 6mm stainless steel rods.
O/A H2000 x W600 x D600mm.





▲ Freestanding room dividing display space with integral low-voltage spotlighting and a combination of rod suspended display shelves and graphics secured to large opaque glass panels, contained within a 10mm glass surround. **O/A** H2000 x W3000 x D600mm.



◀ Wide avant garde display counter cabinet with white laminated base. The display area is accessed via 2 x sliding lockable doors to the rear and illuminated by 4 x 20 watt low-voltage adjustable spotlights.

O/A H1050 x W2400 x D600mm.



◀ Wide freestanding trophy cabinet with mirror polished stainless steel top and base frames supporting the glass surround and opaque white glass base. This cabinet also features 6 x hinged lockable doors and 8 x rod suspended adjustable glass shelves and 8 x single sided and 8 x double sided 20 watt low-voltage adjustable spotlights.

O/A H2400 x W3600 x D600mm.

▶ This shiny red lacquered cabinet features 2 x sliding lockable doors to the rear and is illuminated by 2 x 20 watt low-voltage adjustable spotlights. This cabinet also features 2 x hinged lockable doors to the shelved storage area below.

O/A H1000 x W1200 x D600mm.



Bespoke Display Cabinets And Counters

Display Cabinet Walls

Our display cabinet walls can be designed for a wide variety of applications, including curved product display areas, free standing room dividers or built in to the structure of a building creating glass walls and display showcase areas.

They can feature cable or rod suspended shelving and low-voltage lighting and different types of glass can be utilised to change the level of visibility in different areas or to house monitor screens as shown here.

Please contact us if you would like further information on any of the cabinets shown here, or to discuss your own current or future projects.



▲ Curved glass wall display cabinet, one of a pair facing each other. Both with a white laminated soffit and base and rod suspended adjustable glass shelving and 20 watt low-voltage adjustable spotlights. Access to the display area is from 11 x hinged lockable glass doors to the rear of the cabinet.

O/A H2400 x W4000 x D600mm.



▼ Long glass wall room divider with access doors and glass display cabinets interspersed with white glass panels housing a LED TV monitor screen. This installation also features rod suspended adjustable glass shelving and 20 watt low-voltage adjustable spotlights supported from beech laminated soffit and base.

O/A H2500 x W10000 x D500mm.



◀ Glass wall / display window created from 3 bays of cable suspended glass shelving encased with a large glass panel to the front (secured with our component 'GPS') and featuring 2 x large sliding lockable glass doors to the rear.

Each bay **O/A** H2400 x W2400 x D500mm.





◀ ▶ Built in wall cabinet to form room divider with hinged lockable doors one side and solid glass wall the other. This unit also features adjustable shelving on satin chromed rods with adjustable LED spotlighting to every shelf.
O/A H2200 x W4000 x D500mm.



▶ Floor to ceiling built in display cabinet with 2 x hinged lockable glass doors, one either side of a central fixed glass panel. This unit also features 8 x adjustable shelving on satin chromed rods with adjustable low-voltage spotlighting to every shelf.
O/A H2500 x W1400 x D250mm.



◀ Built in display wall with floor to ceiling white laminated casing and glazed and open shelving areas. This unit also features rod suspended adjustable glass shelving and 20 watt low-voltage adjustable spotlights.
O/A H2000 x W5000 x D500mm.

◀ Built in display cabinet with 2 x hinged lockable glass doors, 4 x large adjustable shelves suspended on satin chromed rods with mid-way support with 8 x adjustable low-voltage spotlights.
O/A H2200 x W1300 x D550mm.

Bespoke Display Cabinets And Counters

Integrated And Suspended Cabinets

Large, small and irregular shaped display cabinets can all easily be integrated into the structure of an environment, or suspended within it.

Our cabinets can be secured to a solid soffit and base, side or top and bottom mounted to steel support poles, or suspended from stainless steel cables or aluminium or stainless steel rods.

By combining individual designs with bespoke components and by using elements from within our different display and fixing ranges we can create the optimum display solution for each project.

Please contact us if you would like further information on any of the cabinets shown here, or to discuss your own current or future projects.



◀ Beech veneered reception counter with integrated illuminated display area featuring 4 x adjustable shaped glass shelves and low-voltage spotlights supported on satin chromed rods.
O/A H1500 x W1100 x D350mm.



▲ Floor to ceiling white laminated stud display wall with twin cabinets, both including hinged lockable doors and rod suspended adjustable shelving and low-voltage spot lighting.
O/A H3000 x W600 x D600mm.

◀ Twin built in glass display cabinets, each with 1 x hinged lockable door and 4 x rod mounted adjustable glass shelves and low-voltage LED spot lighting.
O/A H1900 x W750 x D400mm.



◀ Mast suspended jewellery display case featuring 2 x sliding lockable doors to the rear and 6 x rod mounted adjustable shelves and 20 watt low-voltage spotlights.
Display case **O/A** H1000 x W2000 x D400mm.

▶ Glass display cube suspended from ceiling to floor with 3mm tensioned stainless steel cables. The display cube is height adjustable and is held together with silver satin anodised patch fittings.
O/A H500 x W500 x D500mm.

▶ One of six irregular shaped large glass counter style cabinets set into a stairwell, each with hinged lockable doors (3 hinges per door), shelving and a vertical glass mid-way support.
O/A H550 x W1300 x D300/550mm.



▲ Four rod suspended display cabinets connected by a polished stainless steel soffit and additional glass shelving surround an internal pillar. Each cabinet includes hinged lockable doors and rod suspended adjustable glass shelving.
O/A H2600 x W600 x D600mm.



▲ Display cabinet mounted top and bottom within an alcove. This cabinet includes one hinged lockable door and rod suspended adjustable shelving and low-voltage spotlighting.
O/A H900 x W1000 x D400mm.

Components



SSG001A



SSG001E



SSG002A



SSG002E



SC3C



SSG001B



SSG001G



SSG002B



SSG002G



SC3D



SSG001C



SSG001F



SSG002C



SSG002K



SSG002F



SSG001D



SSG2



SSG002D



ER4CCB



SSG002L



3.17




CMC002A



C1



WG001C - WG002C



SSG002H



SC4 Satin



CMC002B



C2



WMG2



Transformer



CMC001A



CMC001D

CMC001C - SSG002J1



C3



WMG3



TZ1 200C, 200R, 400C, 400R, 530C



CMC001B



C8



C7



C6TT + C6BT



TZ18 305

CABI

NETS

CABINETS
INNOVATIVE
AND UNIQUE
DISPLAY CABINETS

SHOPKIT GROUP LIMITED

100 Cecil Street · North Watford · Hertfordshire WD24 5AD · England

Tel: +44 (0)1923 818282 Fax: +44 (0)1923 818280 email: sales@shopkit.com web: www.shopkit.com

SHOPKIT EXPORT LIMITED

100 Cecil Street · North Watford · Hertfordshire WD24 5AD · England

Tel: +44 (0)1923 818282 Fax: +44 (0)1923 818280 email: sales@shopkit.com web: www.shopkit.com

SHOPKIT EXPORT LIMITED - GERMANY

Ader Str. 64 · 40215 Düsseldorf · Germany

Fon: +49(0)211/38 69 6-0 Fax: +49(0)211/38 69 6-24 email: info@shopkit.de web: www.shopkit.de